



FIRESTOP CENTRE

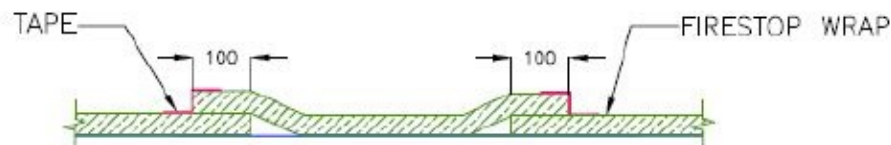
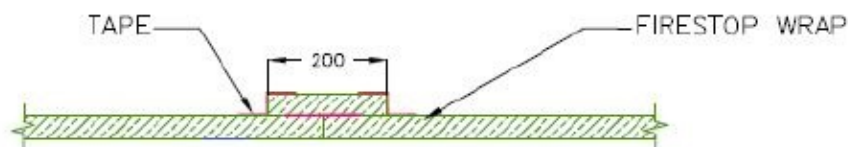
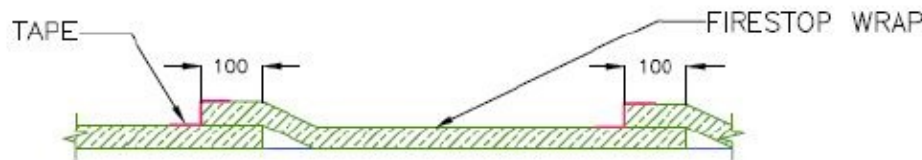
Authorised New Zealand Distributor
Ph (09) 483 4000 www.firestopcentre.co.nz

FIRESTOP Duct Wrap-38 Uninterrupted Duct Rectangular or Circular Internal or External Fire

Note: Not to be used for fire barrier penetrations

INSTALLATION INSTRUCTIONS

1. This system may be used for wrapping uninterrupted ducts that do not penetrate fire barriers. For penetrations through fire-rated walls or floors, the appropriate penetration system must be used.
2. Wrap the duct in one or two layers of FIRESTOP Duct Wrap-38 as determined by the Fire Classification panel to the right of this page. All wrap joints must be one of those shown in the diagram. There must be 100mm overlap for all joints, longitudinal and transverse. Stagger longitudinal joints by 200mm.
3. Smaller ducts subject to internal fire may have the wrap secured by FIRESTOP steel straps without pins. Straps should be attached at each joint and then at nominal 300mm centres (+/-50mm).
Duct sizes allowed are:
Circular ducts up to 300mm diameter
Vertical rectangular ducts up to 300 x 300mm
Horizontal rectangular ducts up to 800 x 800mm
4. Ducts larger than the above or any duct subject to external fire must have the wrap secured with FIRESTOP Weld Pins at nominal 200mm centres (+/-50mm) along and around the duct and midway around each overlapping joint.



As a part of our policy of on-going product development and testing, we reserve the right to modify, alter or change product specifications without giving notice. All information contained in this document is given in good faith and is provided for guidance only. Any drawings provided are for illustrative purposes only. As Firestop Centre has no control over the methods or competence of installation and of prevailing site conditions, no warranties, expressed or implied are intended to be given as to the actual performance of the product mentioned or referred to herein and no liability whatsoever will be accepted for any loss, damage or injury arising from the use of the information given.

For all technical details on the products specified please refer to the technical data sheets that can be found on www.firestopcentre.co.nz

Signed and approved:

FireTS Lab

Report AR23108, Pages 8, 30 - 32
AS1530.4-2014 AS4072.1-2005

System ID# FC808

Products FIRESTOP Duct Wrap-38
Application Fire stopping of uninterrupted ducts
Construction Rectangular or circular ducts

Fire Classification

NOTE: For general instructions on installing FIRESTOP Duct Wrap-38 see [Installation Instructions](#) sheet on Firestop Centre website.

Duct Size

Any rectangular duct up to 1800mm x 1000mm (or equivalent area) and any circular duct up to 1000mm diameter.

Internal Fire, Vertical or Horizontal

Single layer wrap FRR 120/120/120

External Fire, Vertical or Horizontal

Single layer wrap FRR 60/60/30

Double layer wrap, Rectangular duct
FRR 120/120/120

Double layer wrap, Circular duct
FRR 120/120/90



FIRESTOP

Firestop Centre Ltd
657 Great South Road
Penrose, AUCKLAND

Sheet size:
A4

Drawn date & no:
20/5/24